



CREASHADE
SUN SHADING SOLUTIONS



Creating healthy spaces



NEW EDITION

Available from end of May 2014



PATENTED TECHNOLOGY

Camargue®


Fully closable terrace covering



In open position: adjustable sun protection and ventilation



Sun protection




Ventilation



Waterproof blades



Efficient concealed water drainage



Controlled water drainage even when the blades are opening

Extend the Summer!

Regardless of the weather conditions, we like to spend as much time outdoors as possible. Our gardens have become very much an integral part of our home, with our house and garden flowing into one. As a result, we now also long for more atmosphere, comfort and optimum enjoyment outside. Spending time outdoors is now becoming outdoor living!

This is exactly why RENSON® has developed the **Healthy Outdoor Concept**®.

- A supply of fresh air and protection against the wind and rain ensuring **physical comfort**.
- The wind and sun protection prevents overheating and cooling, thus ensuring **thermal comfort**.
- The front and sides can be closed off by means of mobile translucent elements, thus offering comfort as a result of **visual contact** with the environment.

RENSON® prides itself on its long-standing experience in sun protection and ventilation and is therefore well-equipped to take the outdoor space up to a higher level. By using just the right technology and innovative products, you can now also enjoy your garden in spring and autumn.

PATENT PENDING

PATENTED TECHNOLOGY



In closed position: the waterproof blades offer a beautiful, even and smooth finish below



Smooth design



*Integrated side channels +
Fixscreen® in column*



*Integrated sun protection: the bottom
bar disappears into the box*

Camargue®, a High-tech terrace covering!

The Camargue® is an innovative terrace covering equipped with a **bladed roof system**, that can be **closed off on both sides** with wind-resistant integrated Fixscreens®, glass sliding walls, Loggia® sliding panels or a combination of the former.

The roof consists of extruded aluminium blades that can be **tilted to adjust sunprotection and ventilation** as required. The blades can easily be operated by means of a Somfy® transmitter.

When closed, the terrace covering is waterproof in case of normal rain shower. This new technology is based on two pillars: simplicity and uniformity.

This simplicity and uniformity are translated into innovative, patented basic principles, which cause a modular structure. In this way, the designer can be creative in many different building situations. In spite of all these possibilities, the Camargue® can be installed in no time because of its easy construction and limited types of materials.

The optimised, integrated water drainage can now drain higher water flows. This water drainage also operates when the blades are opened up when it has stopped raining, and this ensures that the furniture on the patio remains protected. A great deal of engineering work has also gone into the **quality of the finish**. For example, all the fixations are **virtually invisible**, any electrical cabling can be completely hidden out of sight, and the floor fixations can also be concealed. The high quality of the materials used and the design of the Camargue® itself reduce **maintenance to a minimum** whilst guaranteeing **exceptional durability**.

The extensive choice of colours and the various options for customising the unit ensure that the Camargue® **fits into any building style**.



Integrated vertical windresistant sun protection screen based on Fixscreen® technology

Infinite Customisation

By incorporating our vertical sun protection Fixscreen®, whether or not fitted with Crystal windows to maintain an outside view, you can create an extra outdoor space that offers protection against the sun, wind and rain. The vertical side channels for Fixscreen® are elegant and perfect integrated in each column without the use of exterior elements. These integrated Fixscreen® are available in some 50 colours and enable you to customise the Camargue® and to create the ambiance of your choice.

Besides beautifully incorporating Fixscreen®, you are also able to opt for incorporate glass sliding walls. For this particular development, special attention has been paid to the aspects of simplicity of installation and perfect integration, even offering the possibility of combining integrated Fixscreen®. This ensures that the main benefit of sunprotection screens is retained besides the other major benefits, such as locks to protect against theft and protection against the elements. The fully transparent sliding walls further enhance the elegant appearance of the Camargue®.

A different look & feel can also be achieved by integrating the Loggiascreen® 4FIX & Loggiaiwood® sliding panels. Loggiascreen® 4FIX can be fitted with the same screen fabric as the vertical integrated Fixscreen®. There is also the option of creating a warm & cosy feeling by fitting Loggiaiwood® sliding panels with WRCedar sections. They are just the perfect solution for creating sliding doors.

By partly providing your terrace covering with translucent blades, daylight can enter as much as possible into your home in case your terrace covering is fitted to an outside wall.

These extensions can easily be integrated afterwards.



Pivot side equipped with integrated Fixscreen®



Span side equipped with integrated Fixscreen®



Combination of integrated Fixscreen®



Span side equipped with Loggiaiwood® or Loggiascreen® 4FIX



Pivot and/or span side equipped with integrated Fixscreen® and sliding door using Loggiascreen® 4FIX or Loggiaiwood®



Pivot and/or span side equipped with glass sliding walls whether or not combined with integrated Fixscreen®

Automatisation

Thanks to the TaHoma® operating interface from Somfy®, the Renson® terrace cover can also be operated using a computer, tablet or smartphone.



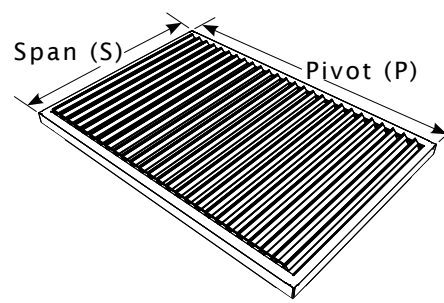
* There's no feedback signal in case of RTS controls



Safely enjoy your outdoor space and customise your Camargue® as you wish.

Possible Building Configurations

- Stand-alone: equipped with 4 columns
- Fitted to an outside wall: equipped with 1 or 2 columns
- Multiple parts joinable both on pivot and span side
- Direction of the blades
 - Parallel to the home
 - Perpendicular to the home



*Stand-alone
(4 columns)*



*Fitted to an outside
wall (2 columns)*



*2 sections joinable
on the pivot or span side*



*Multiple parts
joinable both on pivot
and span side*

Product

- High-quality finish:
 - No visible fixations
 - No visible electrical cables
 - Option to conceal floor fixations
- Easy maintenance due to durable materials.
- User-friendly.
- Quiet operation.

An Extra Room Perfect for All Seasons

Camargue® Beam Module & Light Module

Integrated LED lighting, heating and sound perfectly complement the Camargue®. With the help of these features, your terrace covering can be used from early morning until late at night and this throughout the whole year.

- **Camargue® Beam:** design module equipped with:
 - Camargue® Heat: integrated heater
 - Camargue® Sound: integrated loudspeaker
- **Camargue® Light:** LED lighting integrated into the blades

Lighting, heating and loudspeakers can be integrated perfectly into the Camargue®. Even as an afterthought!

The Camargue® Beam is also available separately.



New Edition... What's new?

- Smooth design: integrated side channels (patent pending)
- Improved flexibility in product configurations
- Creates atmosphere with extra LED-light
- Can be combined with our Lineo® Luce translucent blades
- Optimised integrated water drainage: higher drainage of water
- Integrated leaf catcher
- Faster and easier installation
- Limited extra components
- Intelligent control which automatically reacts on wind, rain, snow and frost



Connect&Go® Technology

The integrated Fixscreen® is equipped with our patented Connect&Go® technology. This latest development offers enormous benefits in terms of installation, but also for removing the fabric roller tube when replacing the fabric or motor.

Technical Specifications

- Dimensions Max. S 4000 mm x P 6200 mm x
Passage height 2800 mm /
0° inclination / joinable
- Colours Available in all RAL colours
Powder-coated and texture coating (60-80 micron)
- Operation Electrical control by means of Somfy® RTS transmitter
- Snow load Up to 110 kg/m² *
- Wind resistance
 - For the basic structure there's a guarantee up to 120 km/h for closed blades
 - For the integrated Fixscreen® there's a guarantee up to 60 km/h (in closed position)
- Option: Rain- and/or wind sensor



Applications

- Private homes
- Business premises, e.g. catering establishments
- Building projects: rest homes, offices, schools, etc.
- New housing development and renovation

Come and discover our Healthy Outdoor Concept® product range on www.renson.eu

Dealer



© L1000164 06/14 Engels



Creating healthy spaces



Cherfan Draperies S.A.R.L., Jal El Dib Main Roan, P.O.Box 60-367 Beirut Lebanon

T + 961 4 710061 F + 961 4 719061 E info@creashade.com W www.creashade.com

Canada Branch: Creashade Canada Inc., 505 Industrial, Road Unit B2, Ottawa, Ontario K1G OZ1

T + 1 613 627 3959 M + 1 613 794 0097